




House Handbook



Address: 23 Lawn Terrace, Silloth, Wigton, CA7 4AW

Contact phone number: 07387 113918

Wi-Fi password : xvrn6cdUsQPX (or scan the QR code in the hallway)

water stopcock : under kitchen sink

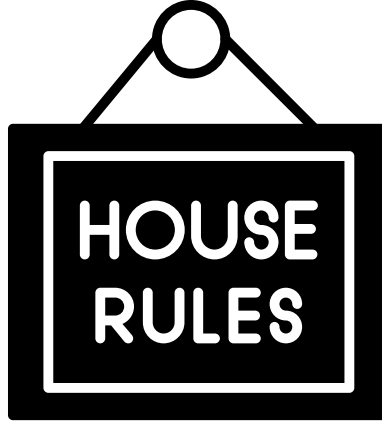
Electric Fuse Box : cupboard in hallway

Boiler : kitchen

Appliance Instructions : main room drawers

First Aid Kit : main room drawers

Bulbs and batteries : main room drawers



1. No smoking or vaping
2. No candles or burners
3. No deep fat fryers
4. No use of 3rd party equipment, e.g hot tubs
5. No drug use
6. No charging of electric vehicles, e-scooters, e-bikes
7. Children are not to be left alone in the house
8. Do not exceed 6 guest + 1 infant house limit

To take a look at our full terms and conditions - click the link below...

[CLICK HERE](#)



There is room for 2 cars on the rear driveway of the cottage.

Please do not block the rear alleyway as this is used by neighbours and waste collection trucks.

For extra parking, please find an appropriate place in town.

Heating Controls.

The thermostat is located in the kitchen.

To activate the thermostat, press the circle, this will illuminate the screen.

Press the up or down arrow to increase or decrease the temperature.

We do ask that you lower the temperature when leaving the property, so as to conserve power and reduce environmental damage.

Any problems, please email us on seabreezesilloth@gmail.com.

We ask that you do not alter the controls on the boiler as these have been set by a gas engineer for your safety.

TVs, Sky and Apps.

The TVs have SKY TV, press the house button on the Sky remote control, this will override the current source.

We cannot provide a pin code for restricted programmes.

Netflix is available on the TVs through the Sky account

Please sign out of any personal accounts before check out.

Instructions for the Electric Fire.

1. The fire is touch-screen operated.
2. The far right button is to turn on the fire
3. The lightbulb button controls the display only.
4. The F button controls the temperature

Hob Instructions.

Press the button with the circle and the line to turn on.

Select the hob ring you wish to use by pressing the appropriate button.

Adjust the temp with the up and down arrows

Press the button with the circle and the line to turn off the hob

This is an induction hob and can only be used with induction pans.

Oven Use.

The left dial selects oven/grill/defrost/light/off

The right dial selects temperature

Washing Machine Instructions.

Turn the dial to the desired programme. (we like the daily quick cycle)

You can alter the spin rate or temperature with the buttons to the right of the dial.

Click start and the programme should commence.

At the end of the programme 'end' will be displayed.
Turn the dial to 'off'.

Tumble Dryer Instructions.

Turn the dial to desired setting (we like gentle care because it prevents creasing)



Press the start button.

The dryer has a sensor and will stop when your items are dry.

After each use, please empty the filter and the water tank. (the filter can be seen when the door is open, to the bottom. The water tank is where you would place your detergent in a washing machine.)

Dishwasher Instructions.

1. The button with the circle and line in the centre turns the dishwasher on.
2. Press P to select programme 3. Close the door to begin cycle



The stone barbecue is in the garden at Seabreeze.

Place charcoal onto the stone base and light.

Please use barbecue gloves during use.

Allow 24 hours to thoroughly cool before cleaning out the ash (use the ash bucket provided). If using the barbecue the day before check out, please leave for our ladies to clean.

Ash bucket and dustpan and brush can be located under the kitchen bench along with other barbecue equipment.

Ash must be placed into a bin bag and tied before being placed into the regular waste bin.



Floor Plan



Front Door



Supplies for your stay



- Tea, Coffee, Sugar, Milk
- Toilet Rolls
- Handwash
- Washing up liquid and dishwasher tablets
- Washing Pods
- Dog Poo bags
- Dog biscuits
- Salt and Pepper
- Kitchen towel + scourer + cloth

For a full list of supplies and equipment in the house, click the link below...

[CLICK HERE](#)

Useful links...

